



**DECLARATION BY DESIGNER for ROPS not complying with FIA/MSA basic designs**

I declare that the roll over protection system described herein has been \*:  
(a) ~~tested under my personal supervision~~  
(b) ~~shown by stress calculations, or~~  
(c) shown by stress calculations carried out under my personal supervision  
to meet the strength requirements specified in current FIA/MSA regulations. In addition I declare that all details of the ROPS design including joints, mountings and attachments are in conformity with these regulations. (\*Delete as appropriate)

DATE: 18/01/2007 SIGNATURE: [Signature] NAME: O.M. Tomlin

PROFESSIONAL QUALIFICATIONS: CEng & MIMechE  
Acceptable signatories must be Corporate Members of the Royal Aeronautical Society, Institution of Civil, Mechanical or Structure Engineers, or their equivalent, or FIA accredited laboratory.

**DECLARATION BY MANUFACTURER.**

I certify that the ROPS described herein complies with FIA/MSA criteria, in particular with regard to its mountings, joints, connections and stress resistances.

DATE: 30/10/07 SIGNATURE: [Signature] NAME:

**O.M.P. RACING s.r.l.**  
Via E. Bazzano, n. 5  
16019 RONCO SCRIVIA (Genova)  
Partita I.V.A.: 02264760105

STATUS: Technical Section

**MSA REGISTRATION**

The MSA accepts that this document has been completed in accordance with the prevailing regulations.

~~MSA Technical Commission~~

MSA Stamp



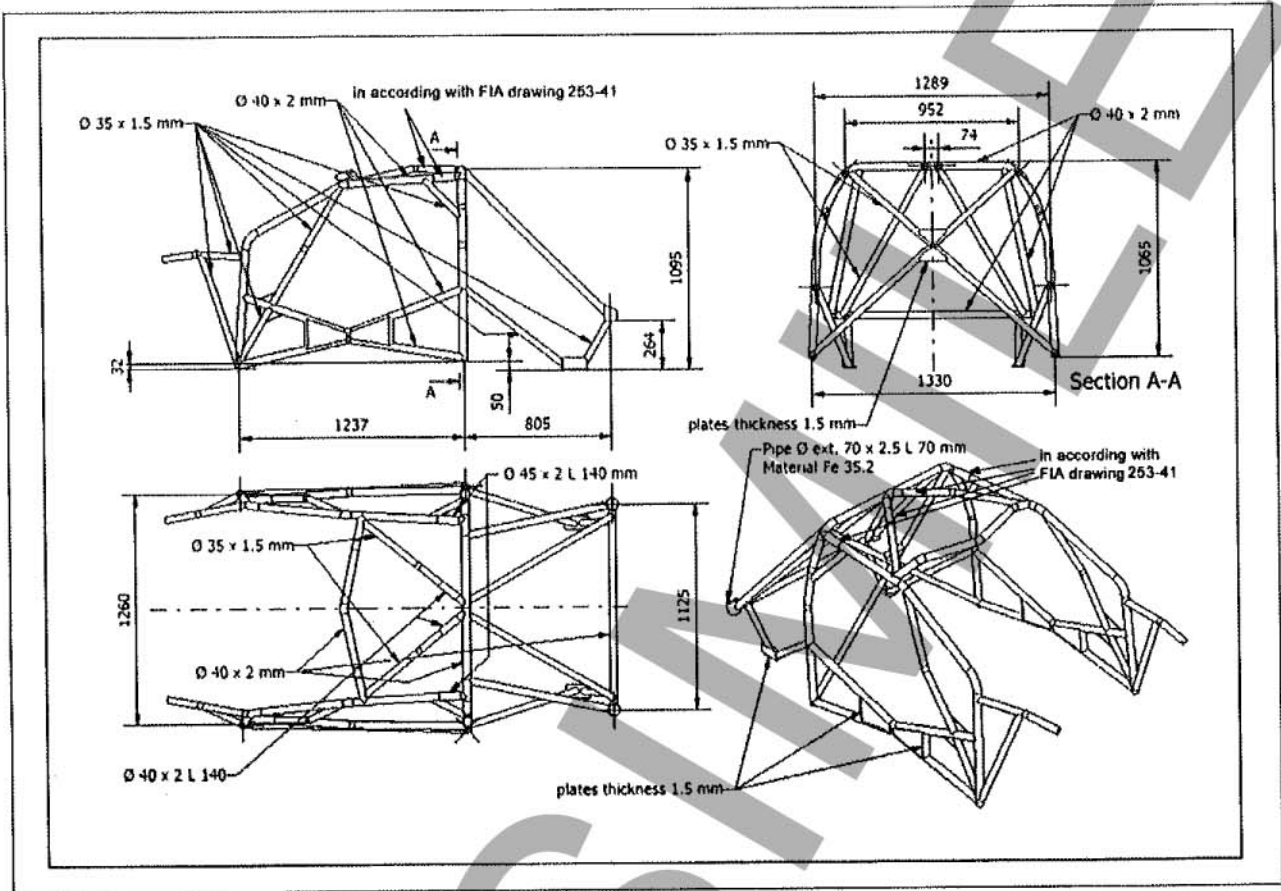
Signature: [Signature]  
JOHN RYAN  
TECHNICAL EXECUTIVE

Signature: [Signature]  
JOHN SYMES  
Technical & Risk Control  
Manager

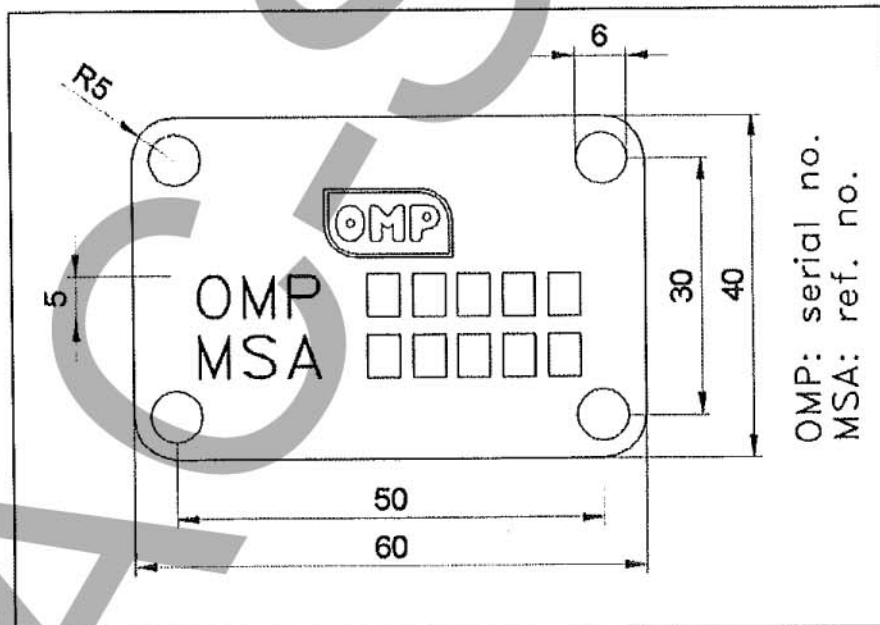
**NOTES:**

- THIS CERTIFICATE BECOMES INVALID IF THE STRUCTURE IS MODIFIED IN ANY WAY FROM THE DESIGN SHOWN HEREIN
- THIS CERTIFICATE IS ONLY VALID IF FULLY COMPLETED, APPROVED BY THE MSA AND PRINTED ON MSA SECURITY PAPER

MSA REF. NO:




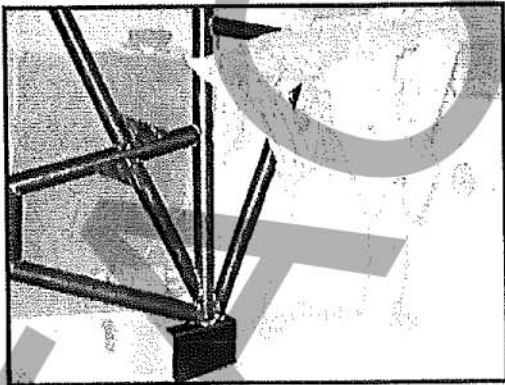


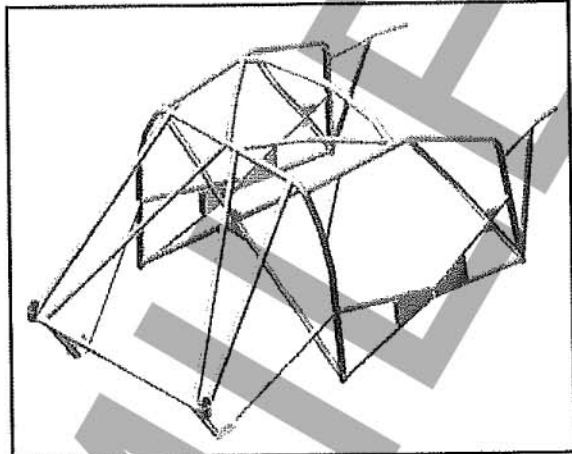
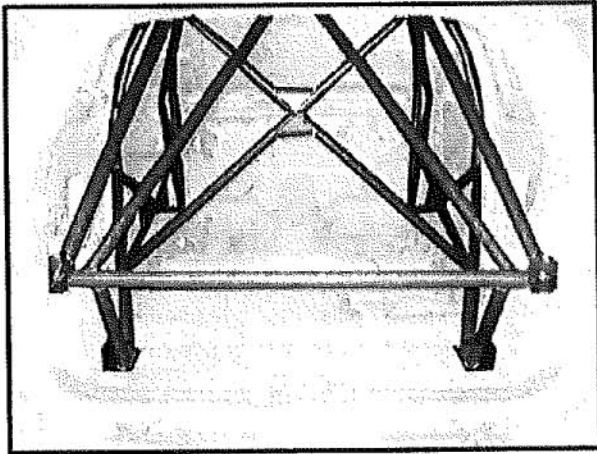
### DRAWING OF ROLL OVER PROTECTION SYSTEM





### PHOTOGRAPH OR DRAWING OF IDENTITY PLATE

MSA REF. NO:

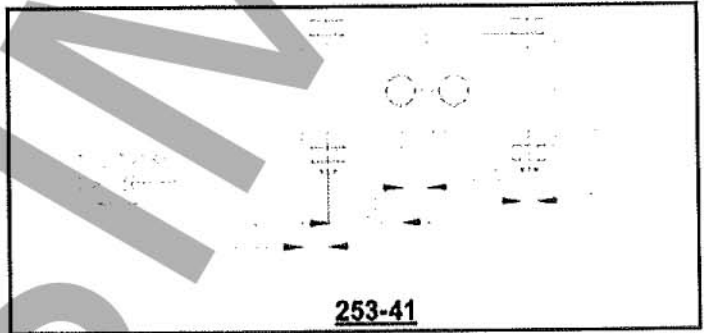

2 2 4 1



MSA REF. NO:



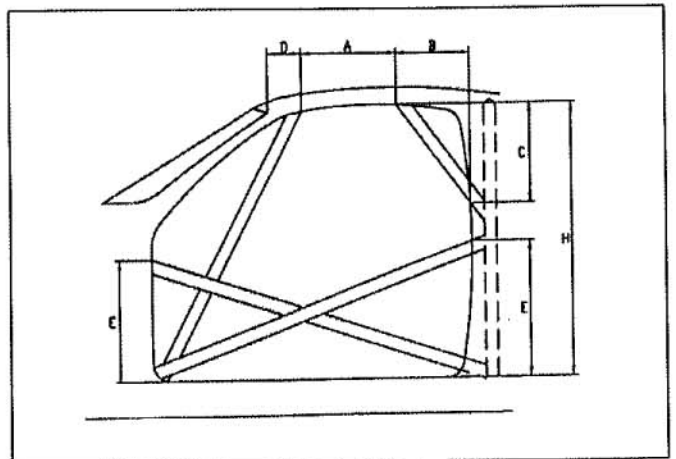
in according with FIA drawing 253-41



**Door Aperture Reinforcements-  
Dimensions.**

Dimension (Please insert where applicable)

A =	445	(min 300mm)
B =	110	(max 250mm)
C =	110	(max 300mm)
D =	60	(max 100mm)
E =	370-400	(max 1/2 height H)

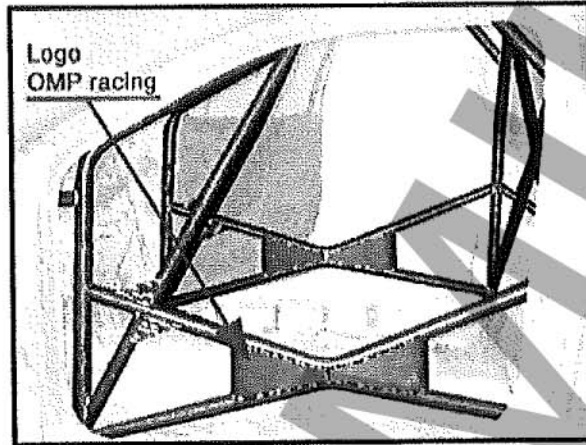


MSA REF. NO:



Additional Information Page

Reason for Amendment: Appendix J drawing 253-49



H = 1000

Additional information:  
The mounting of the roll cage must be entirely MIG welded to the body

Date:

MSA Signature & Stamp:

MSA REF. NO:



MSA REF. NO:



Addendum page for ROPS supplied in kit form

A. Certificate by kit supplier

I/we certify that the kit supplied by:

**OMP Racing s.r.l.** ..... (company name) is:

~~a. Designed to meet FIA/MSA requirements, or~~  
 b. Designed to meet the specification of the customer who accepts responsibility for compliance with FIA/MSA requirements.  
 (delete as appropriate)

Signature:  Name: **O.M.P. RACING s.r.l.**  
 Via E. Bazzano, n. 5  
 16019 RONCO SCRIVIA (Genova)  
 Partita I.V.A.: 02264760105

Address: Via E. Bazzano ,5 16019 Ronco Scrivia (GE) Italy  
 .....

.....

Tel No: 0039 010 9650... Fax No: 0039 010 935378...  
 E-mail: omp.info@ompracing.it

B. Certificate by Installer

I/we certify that we have read the requirements of the FIA/MSA in regard of ROPS installation requirements and that the supplied kit will be installed in accordance with these regulations and any other instructions provided by the kit manufacturer.

Company name: .....

Signature: ..... Name: .....

Address: .....

.....

.....

Tel No: ..... Fax No: .....

E-mail: .....