

# SAFETY CAGE CERTIFICATE

In compliance with FIA Homologation Regulations for Safety Cages

This Certificate is valid only for the Safety Cage bearing the Serial Number shown on Page 6 of 6

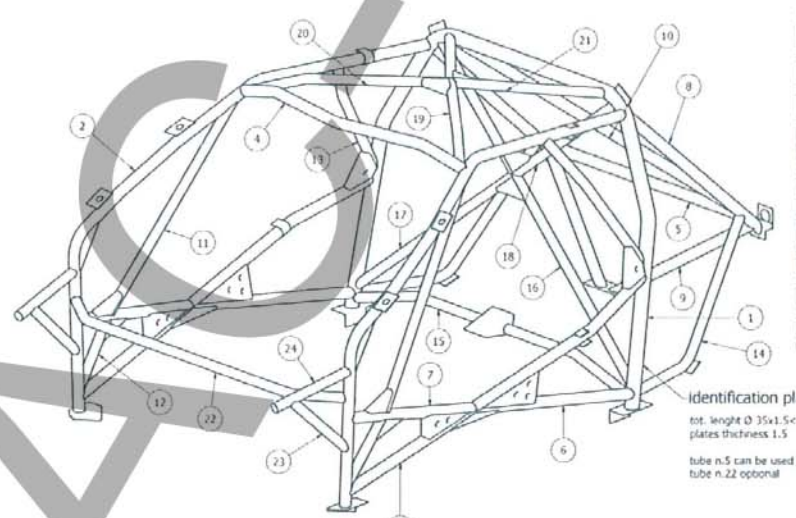
Safety Cage Manufacturer	<u>OMP Racing s.r.l.</u>
Address	<u>Via E. Bazzano, 5</u> <u>16109 Ronco Scrivia -GE-</u> <u>Italy</u>
Phone n° + email	Phone: 0039 010 96501 - Fax: 0039 010 935378 Mail: <a href="mailto:info.tecnico@ompracing.it">info.tecnico@ompracing.it</a>

The structure shown on this form is manufactured for the following vehicle:

Make	<u>MITSUBISHI</u>	Model	<u>EVO X</u>	Year/Model Identifier	<u>2007</u>
Vehicle Homologation Number(s)* *if applicable		<u>A/N-5718</u>			

Drawing of front ¾ view of the Complete Structure showing the location of the identification plate

Mitsubishi Lancer Evolution X (CZ4A) '08 - A/N-5718

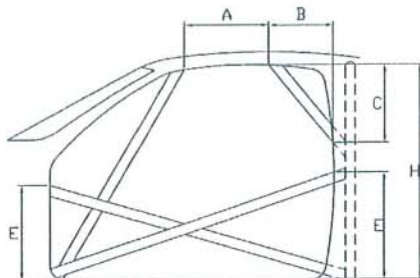


Pos.	Qty	Ø/Th
1	1	Ø 50x2
2	2	Ø 40x2
3	2	Ø 40x2
4	1	Ø 40x2
5	1	Ø 40x2
6	2	Ø 40x1.5
7	2	Ø 40x1.5
8	2	Ø 40x1.5
9	2	Ø 40x1.5
10	1	Ø 40x1.5
11	2	Ø 35x1.5
12	2	Ø 35x1.5
13	2	Ø 35x1.5
14	2	Ø 35x1.5
15	1	Ø 35x1.5
16	1	Ø 35x1.5
17	1	Ø 35x1.5
18	1	Ø 35x1.5
19	1	Ø 35x1.5
20	1	Ø 35x1.5
21	1	Ø 35x1.5
22	1	Ø 35x1.5
23	2	Ø 35x1.5
24	2	Ø 35x1.5

identification plate  
tot. length Ø 35x1.5<15000  
plates thickness 1.5  
tube n.5 can be used to fix safety harnesses  
tube n.22 optional

It is accepted by all parties and entities concerned with this document and its content that, in the last resort, the FIA holds full authority to testify to the regulatory validity of this certificate in case of difficulties regarding the application or interpretation of the rules and/or requirements referred to above

**DETAILS OF STRUCTURE**



A = 450 mm      B = 40 mm  
 C = 70 mm      E = 350 mm  
 H = 1020 mm

**(highest figure only)**

Show location of each type on drawing

All Dimensions ± 0.1mm	Main Rollbar				Front/Lateral Rollbar				Backstays				Main Rollbar Diagonal members			
	Main Rollbar		Front/Lateral Rollbar		Backstays		Main Rollbar Diagonal members									
External Diameter	<u>50</u> mm	<u>40</u> mm	<u>40</u> mm	<u>40</u> mm	<u>35</u> mm											
Wall Thickness	<u>2</u> mm	<u>2</u> mm	<u>1.5</u> mm	<u>1.5</u> mm												
Method of attachment to Body Shell	<u>Welding</u>															
Weight of Safety Cage, inc. fastenings	<u>62</u> kg															




This document is valid only if fully completed and issued as a validated original document by the Motor Sports Association United Kingdom (The issuing ASN).

It must be presented, in full, on demand to FIA or ASN delegates or Technical Scrutineers of the Meeting (Event). The authorisation of this form by the issuing ASN certifies that the structure shown herein complies with the basic strength and configuration requirements of the FIA Homologation Regulations for Safety Cages.

It does not certify that the structure complies with the requirements of any particular event or technical regulations. **This certificate becomes invalid if the structure is modified in any way from the design shown herein.**

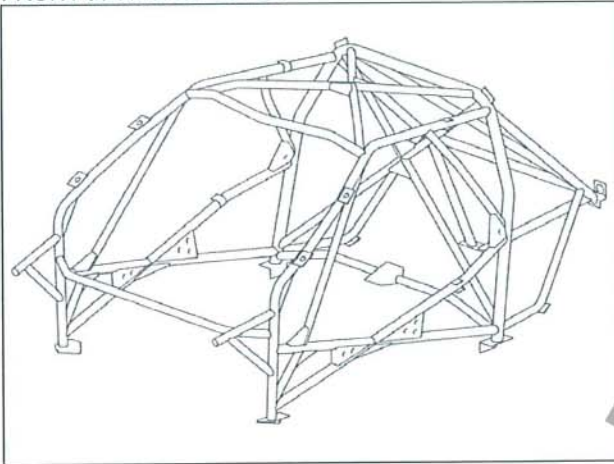
**FOR THE USE OF THE ISSUING ASN ONLY**

The issuing ASN, having been satisfied that the Safety Cage design identified in this Certificate has been demonstrated to meet the requirements of the FIA Homologation Regulations for Safety Cages, certifies that the design of the Safety Cage Structure is valid for use, subject to the restrictions listed below, in all events sanctioned by the issuing ASN and International events sanctioned by the FIA.


Name of Authorising Officers	<b>John Symes</b>	<b>John Ryan</b>	 MOTOR SPORTS ASSOCIATION UNITED KINGDOM
Position	Technical & Risk Control Manager	Technical Executive	
Signed			
Date	<u>13/10/08</u>	<u>13/10/08</u>	

Remarks/Restrictions (For the use of the issuing ASN only)


**PHOTO 1**  
FRONT ¾ VIEW OF CAGE



**PHOTO 2**  
REAR ¾ VIEW OF CAGE



**PHOTO 3**  
VIEW FROM SIDE OF CAR



**PHOTO 4**  
MAIN ROLLBAR TO FLOOR ATTACHMENT



**PHOTO 5**  
REAR BACKSTAY TO BODY ATTACHMENT




**PHOTO 6**  
FRONT ROLLBAR TO FLOOR ATTACHMENT



**PHOTO 7**  
FRONT ROLLBAR ATTACHMENT TO "A" PILLAR




**PHOTO 8**  
MAIN ROLLBAR ATTACHMENT TO "B" PILLAR



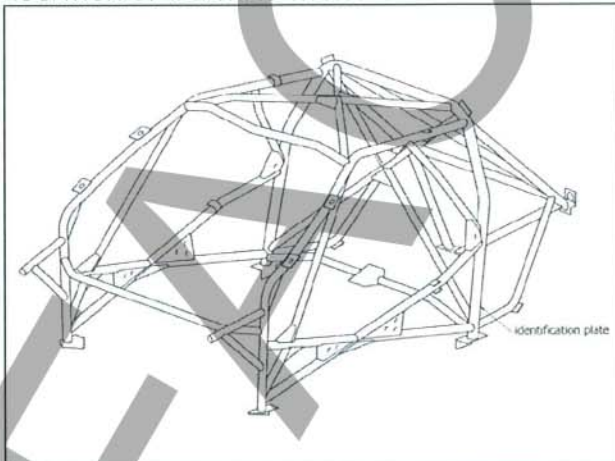
**PHOTO 9**  
ATTACHMENT TO FRONT SUSPENSION



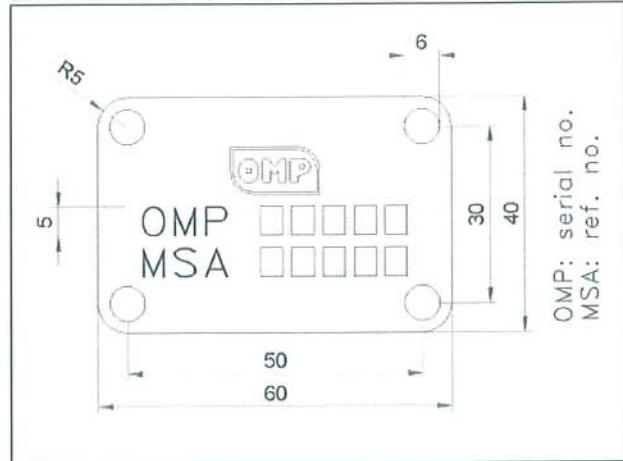
**PHOTO 10**  
DRIVER'S DOOR ANTI-INTRUSION DOORBAR




**PHOTO 11**  
LOCATION OF IDENTIFICATION PLATE




**PHOTO 12**  
DETAIL OF IDENTIFICATION PLATE




**PHOTO 13**  
SHOULDER HARNESS ATTACHMENT – DRIVER



**PHOTO 14**  
SHOULDER HARNESS ATTACHMENT – CO-DRIVER



**PHOTO 15**  
OTHER DETAILS OF CAGE



**PHOTO 16**  
OTHER DETAILS OF CAGE



**PHOTO 17**  
OTHER DETAILS OF CAGE



**PHOTO 18**  
OTHER DETAILS OF CAGE




V.I.N. or Chassis Identification Number	_____
---	-------

**MANUFACTURER'S DECLARATION AND DETAILS:**

I declare that the Safety Cage Structure described on this form and fitted to the vehicle described above:

- was constructed and installed in accordance with the specifications and design shown herein.
- has been manufactured so that all aspects of the Safety Cage design, including configuration and strength requirements and welded and demountable joints and mountings, will be in conformity with the requirements of the FIA Homologation Regulations for Safety Cages.
- has been identified by an engraved plate bearing the name or logo of the manufacturer, the ASN Certificate number and a unique manufacturer's serial number.

Manufacturer's Name	<u>OMP Racing s.r.l.</u>	<p><b>OMP RACING S.r.l.</b> Via E. Bazzano 5 <b>16019 RONCO SCRIVIA</b> Partita IVA 0226478 010 5</p>
Address	<u>Via E. Bazzano, 5</u> <u>16019 Ronco Scrivia -GE-</u> <u>Italy</u>	
Phone n° + Email	<u>Phone: 0039 010 96501 Mail:</u> <u>info.tecnico@ompracing.it</u>	
Signature:		
Name of Signatory:	<u>Claudio Percivale</u>	

**MANUFACTURER'S AGENT:** (For Safety Cages installed by an Agent)

The following Agent is authorised to act on the manufacturer's behalf to install this Safety Cage design.

Agent's Name	_____
Address	_____ _____ _____
Phone n° + Email	_____

**Instructions to the installer of the Safety Cage**

The ASN may list here any instructions it wishes to be followed for the processing of the certificate